

CONNECTOR SELECTION GUIDE





Precision modular connectors or cables to suit your application

Since its creation in Switzerland in 1946 the LEMO Group has been recognized as a global leader of circular Push-Pull connectors and connecting solutions. Today LEMO and its affiliated companies, REDEL, NORTHWIRE and COELVER, are active in more than 80 countries with the help of over 40 local partners.

LEMO has set connector standards, such as the 3K.93C connector for HDTV and the 00.250 connector for NIM.CAMAC.

Over 75'000 connector combinations

The modular design of the LEMO range provides over 75'000 combinations of connectors from miniature \varnothing 2 mm to \varnothing 50 mm, capable of handling cable diameters up to 30 mm and for up to 114 contacts.

Some good reasons to choose a LEMO connector

Extensive product range: The modular design and extensive range of Lemo connectors enables you to select the ideal connector for your application.

Reliability: due to the high quality of their design and manufacture, LEMO connectors usually last as long as the equipment.

Ruggedness: Suitable for use in high vibration and shock environments.

Aesthetics: the attractive high tech design of LEMO connectors enhances any front panel design and contributes significantly to the appearance of your product.

This vast portfolio enables you to select the ideal connector configuration to suit almost any specific requirement in most markets, including medical devices, test and measurement instruments, machinery, audio video broadcast, telecommunications and military.

Custom design and cable assembly

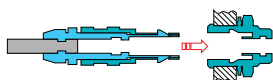
LEMO offers the most extensive product line, but some applications require a unique design. LEMO can supply a connecting solution or the cable that meets your specific requirements, including special materials, personalized layout and cable assembly.

Local LEMO team: your best support

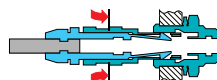
Selecting the right connector for any project is an important and sometimes challenging process. LEMO offers dedicated professional support to help you choose the best suitable solution.

LEMO invites you to call our local partner for technical support.

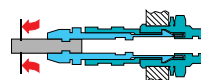
LEMO Push-Pull self-latching system



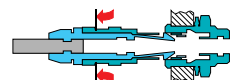
1. This self-latching system is renowned worldwide for its easy and quick mating and unmating features. It provides absolute security against vibration, shock or pull on the cable.



2. The LEMO self-latching system allows the connector to be mated by simply pushing the plug axially into the socket.



3. Once firmly latched, connection cannot be broken by pulling on the cable or any other component part other than the outer shell release sleeve.



4. When required, the connector is disengaged by a single axial pull on the outer shell release sleeve. This first disengages the latches and then withdraws the plug from the socket.

Standard range

B Series



S Series



K Series



E Series



2C/2G Series



Series Description	Contact Configurations	Main Features
Standard self-latching multipole connectors with alignment key.	<ul style="list-style-type: none"> Multipole 2 to 64 contacts Multi or mixed contacts with: <ul style="list-style-type: none"> Coaxial 1 to 14 contacts Fluidic 1 to 14 contacts High voltage 2 to 21 contacts Fibre optic 1 to 14 contacts Thermocouple 2 to 64 contacts Fibre optic Fluidic 	<ul style="list-style-type: none"> Push-Pull self-latching 8 sizes 13 keying options 9 colour codings Over 60 shell styles UL recognized Temp. range -55°C to 250°C Solder, crimp or print contacts Shielding: <ul style="list-style-type: none"> > 75dB at 10Mhz > 40dB at 1 Ghz <p>• IP50 • For cable ø 1 to 25 mm</p>
The original standard self-latching connectors with stepped inserts for alignment (of multipole version).	<ul style="list-style-type: none"> Unipole Coaxial 50 and 75 Ω Multipole 2 to 106 contacts Triaxial 50 and 75 Ω High voltage Multi or mixed contacts with: <ul style="list-style-type: none"> Coaxial 1 to 8 contacts High voltage 2 to 8 contacts Thermocouple 2 to 6 contacts 	<ul style="list-style-type: none"> Push-Pull self-latching 8 sizes Multipole with stepped inserts 9 colour codings Over 50 shell styles UL recognized Temp. range -55°C to 250°C Solder or print contacts Shielding: <ul style="list-style-type: none"> > 75dB at 10Mhz > 40dB at 1 Ghz <p>• IP50 • For cable ø 1 to 30 mm</p>
Watertight self-latching multipole connectors with alignment key and rugged housing for extreme working conditions.	<ul style="list-style-type: none"> Multipole 2 to 64 contacts Multi or mixed contacts with: <ul style="list-style-type: none"> Coaxial 1 to 14 contacts Fluidic 1 to 14 contacts High voltage 1 to 21 contacts Fibre optic 1 to 14 contacts Fibre optic Thermocouple 2 to 64 contacts 	<ul style="list-style-type: none"> Push-Pull self-latching 6 sizes 9 keying options Over 28 shell styles UL recognized Temp. range -55°C to 200°C Solder, crimp or print contacts Shielding: <ul style="list-style-type: none"> > 95dB at 10Mhz > 80dB at 1 Ghz <p>• IP66 / IP68 • For cable ø 1 to 23.5 mm</p>
Watertight self-latching connectors with stepped inserts for alignment (of multipole version) and rugged housing for extreme working conditions.	<ul style="list-style-type: none"> Unipole Coaxial 50 and 75 Ω Multipole 2 to 106 contacts Triaxial 50 and 75 Ω High voltage Multi or mixed contacts with: <ul style="list-style-type: none"> Coaxial 1 to 8 contacts High voltage 1 to 8 contacts Thermocouple 2 to 6 contacts 	<ul style="list-style-type: none"> Push-Pull self-latching 7 sizes Multipole with stepped inserts Over 22 shell styles UL recognized Temp. range -55°C to 200°C Solder or print contacts Shielding: <ul style="list-style-type: none"> > 95dB at 10Mhz > 80dB at 1 Ghz <p>• IP66 / IP68 • For cable ø 1 to 30 mm</p>
Short self-latching multipole connector with key (2G series) or stepped inserts alignment (2C series).	<ul style="list-style-type: none"> Multipole 18 contacts (2G series) Multipole 2 to 14 contacts Coaxial 50 Ω (2C series) 	<ul style="list-style-type: none"> Push-Pull self-latching 9 colour codings Over 13 shell styles (2C series) Temp. range -55°C to 250°C Solder or print contacts <p>• IP50 • For cable ø 1.7 to 7.9 mm</p>

Military (harsh environment)

L Series



F Series



M Series








H Series








T Series



Series Description	Contact Configurations	Main Features
Watertight self-latching connectors with alignment key, stepped inserts and rugged housing for extreme working conditions.	<ul style="list-style-type: none"> Multipole 2 to 10 contacts Thermocouple 2 to 6 contacts 	<ul style="list-style-type: none"> Push-Pull self-latching 3 sizes Stepped inserts 5 keying options Over 20 shell styles Temp. range -55°C to 200°C Shielding: <ul style="list-style-type: none"> > 95dB at 10Mhz > 80dB at 1 Ghz Solder or print contacts <p>• IP66 / IP68 • For cable ø 1 to 10.5 mm</p>
Compact self-latching multipole connectors, with multiple alignment keys, for harsh environment.	<ul style="list-style-type: none"> Multipole 2 to 68 contacts Multi or mixed contacts with: <ul style="list-style-type: none"> Fibre optic 2 contacts Other mixed versions upon request 	<ul style="list-style-type: none"> Push-Pull self-latching 8 sizes 4 keying options Compact and lightweight Over 12 shell styles Temp. range -50°C to 200°C Shielded Crimp or print contacts High vibration resistance High shock resistance Dark finish <p>• IP67 • For cable ø 2 to 34 mm</p>
Ratchet screw system enables quick and secure coupling of the connectors. Connectors for harsh environment with multiple alignment keys.	<ul style="list-style-type: none"> Multipole 2 to 114 contacts USB version Fibre optic contacts 	<ul style="list-style-type: none"> Ratchet coupling mechanism 6 keying options Compact and lightweight Oil and fuel resistant Over 40 shell styles Temp. range -50°C to 200°C Shielded Crimp or print contacts High vibration resistance (gunfire test) High shock resistance Optional anti-vibration flange fixing Dark finish <p>• IP68 • For cable ø 2 to 27 mm</p>
Genderless connectors with patented push-pull hermaphroditic self-latching system.	<ul style="list-style-type: none"> Multipole 6 or 12 contacts Multi or mixed contacts with: <ul style="list-style-type: none"> Fibre optic 2, 4 or 6 contacts 	<ul style="list-style-type: none"> Push-Pull self-latching 2 sizes Hermaphroditic blind mating Lightweight Over 4 shell styles Temp. range -55°C to 125°C Solder or crimp contacts Dark finish Aluminium alloy shell <p>• IP50 / IP68 • For cable ø 3.6 to 10 mm</p>
Watertight self-latching multipole connectors with alignment key	<ul style="list-style-type: none"> Multipole 2 to 32 contacts 	<ul style="list-style-type: none"> Push-Pull self-latching 5 sizes 4 keying options Temp. range -55°C to 200°C Solder, crimp or print contacts <p>• IP68 • For cable ø 1 to 10.5 mm</p>

Plastic			Miniature	
R Series	REDEL® P Series	REDEL® SP Series	00 & 01 Series	0A Series
				
Series Description Rectangular self-latching connectors with plastic shell.	Series Description Self-latching plastic connectors with alignment key for medical applications.	Series Description Self-latching plastic connectors with alignment key for medical applications.	Series Description 00 series: Coaxial 50 Ω self-latching connectors, the basis of the NIM-CAMAC standard. 01 series: Smallest self-latching coaxial 50 Ω connectors.	Series Description Coaxial self-latching connectors for video or telecommunication applications.
Contact Configurations <ul style="list-style-type: none"> • Multipole 10 to 65 contacts • Mixed contacts with: <ul style="list-style-type: none"> Coaxial 1 to 8 contacts Fluidic 1 to 8 contacts High voltage 1 to 8 contacts 	Contact Configurations <ul style="list-style-type: none"> • Multipole 2 to 34 contacts • Voltage mains • Fluidic • Mixed contacts in 2P and 3P series with: <ul style="list-style-type: none"> Coaxial 1 contact High voltage 1 contact Fibre optic 1 contact Fluidic 1 or 3 contacts 	Contact Configurations <ul style="list-style-type: none"> • Multipole 4 to 22 contacts 	Contact Configurations <ul style="list-style-type: none"> • Coaxial 50 Ω • Triaxial 	Contact Configurations <ul style="list-style-type: none"> • Coaxial 50 or 75 Ω
Main Features <ul style="list-style-type: none"> • Push-Pull self-latching • 3 sizes • 2 keying options • Available in 4 colours • 5 shell styles • Temp. range -30°C to 150°C • Compact and lightweight • Solder, crimp or print contacts <p>• IP50 • For cable ø 1 to 9.2 mm</p>	Main Features <ul style="list-style-type: none"> • Push-Pull self-latching • 3 sizes • Several keying options • 6 colour codings • Over 12 shell styles • Temp. range -50°C to 170°C • IP 64/66 options • White, gray or black outershell <p>• IP50 • For cable ø 2.7 to 9.5 mm</p>	Main Features <ul style="list-style-type: none"> • Patented Push-Pull system • Sterilisable • Solder, crimp and print contacts • Gray, black or white outershell • Colour coding: red, gray, white, black, green, blue, yellow • 100% scoop proof • Ergonomic design 	Main Features <ul style="list-style-type: none"> • Push-Pull self-latching • Over 40 shell styles • Temp. range -55°C to 250°C • Shielding: <ul style="list-style-type: none"> > 90dB at 10Mhz > 70dB at 1 Ghz • Solder, crimp or print contacts <p>• IP50 • For cable ø 1.5 to 5 mm</p>	Main Features <ul style="list-style-type: none"> • Push-Pull self-latching • Over 27 shell styles • Temp. range -55°C to 250°C • Shielded • Solder or crimp contacts • Working frequency up to 3 Ghz @ 75 Ω <p>• IP50 • For cable ø 2.5 to 6.3 mm</p>


High voltage				Other
Y Series	05 Series	5G Series	REDEL® K/S Series	REDEL® D Series
				
Series Description Single contact self-latching high voltage connector with a test voltage from 5 to 70 kV d.c.	Series Description Miniature single contact high voltage self-latching connector with a test voltage of 12kV d.c.	Series Description Compact and lightweight high voltage self-latching connector in multicontact version with alignment key and test voltage of 12kV d.c.	Series Description Multi high voltage rectangular connectors for research applications.	Series Description Smallest snap-on subminiature fibre optic connector.
Contact Configurations <ul style="list-style-type: none"> • Single HV contact 	Contact Configurations <ul style="list-style-type: none"> • Single HV contact 	Contact Configurations <ul style="list-style-type: none"> • Multi HV 50 contacts 	Contact Configurations <ul style="list-style-type: none"> • Multi high voltage <ul style="list-style-type: none"> K series with 22 contacts S series with 51 contacts 	Contact Configurations <ul style="list-style-type: none"> • Fibre optic single channel
Main Features <ul style="list-style-type: none"> • Push-Pull self-latching • Test voltage from 5 to 70kV d.c. • 3 sizes • Temp. range -55°C to 250°C • Solder contacts • Optional safety locking device <p>• IP50 • For cable ø 1 to 29 mm</p>	Main Features <ul style="list-style-type: none"> • Push-Pull self-latching • Test voltage of 12kV d.c. • Over 2 shell styles • Temp. range -20°C to 125°C • Safety locking device • Crimp contacts • Aluminium alloy shell <p>• IP50 • For cable ø 1.1 to 3.3 mm</p>	Main Features <ul style="list-style-type: none"> • Push-Pull self-latching • Test voltage of 12kV d.c. • Over 2 shell styles • 2 keying options • Temp. range -20°C to 125°C • Safety locking device • Crimp contacts • Aluminium alloy shell • Compact design <p>• IP50 • For cable ø 4.5 to 16.5 mm</p>	Main Features <ul style="list-style-type: none"> • Self-latching fastener • Test voltage 12kV D.C. • Crimp contacts • Keying • Temp. range -20°C to 125°C 	Main Features <ul style="list-style-type: none"> • Snap-on fastening • Sub-miniature size • Low mass • Mating endurance up to 30 cycles • Ceramic floating ferrule 1.25 mm • For singlemode and multimode fibres <p>• For cable ø 0.25 to 0.9 mm</p>

Audio-Video

3T Series



4A Series



4M Series



3K.93C Series



REDEL® T7 Series



Series Description	Contact Configurations	Main Features
Watertight self-latching coaxial and triaxial connectors for TV camera applications.	<ul style="list-style-type: none"> Coaxial 75 Ω Triaxial 75 Ω 	<ul style="list-style-type: none"> Push-Pull self-latching Over 7 shell styles Temp. range -55°C to 200°C Shielded Intermatable with ULC series size III
Waterprotected self-latching triaxial connectors for TV camera applications. (US standard.)	<ul style="list-style-type: none"> Triaxial 75 Ω 	<ul style="list-style-type: none"> Push-Pull self-latching Over 10 shell styles Temp. range -55°C to 200°C Shielded Intermatable with Kings TRI-LOC KP80.. series
Watertight self-latching triaxial connectors with alignment key for TV camera applications (UK standard).	<ul style="list-style-type: none"> Triaxial 50 and 75 Ω 	<ul style="list-style-type: none"> Push-Pull self-latching Keying Over 10 shell styles Temp. range -55°C to 200°C Shielded
Hybrid electrical-fibre optic self-latching connector for HDTV applications (SMPTE / ARIB / EBU Standard).	<ul style="list-style-type: none"> Hybrid with: <ul style="list-style-type: none"> 2 fibre optic contacts 2 signal contacts 2 power contacts and ground 	<ul style="list-style-type: none"> Push-Pull self-latching Keying W code Over 11 shell styles Stainless steel shell Temp. range -55°C to 90°C Shielded UL approved Conform to ARIB standard Conform to SMPTE standard Pre-terminated contacts available Fusion splice
Waterprotected self-latching triaxial connectors for TV camera applications.	<ul style="list-style-type: none"> Triaxial 75 Ω 	<ul style="list-style-type: none"> Push-pull self-latching Over 11 shell styles Temp. range -55°C to 200°C Shielded Intermatable with 1051A004 series
		<ul style="list-style-type: none"> IP66 For cable ø 8.5 to 17.5 mm
		<ul style="list-style-type: none"> IP61 For cable ø 8 to 14.5 mm
		<ul style="list-style-type: none"> IP66 For cable ø 6 to 14.5 mm
		<ul style="list-style-type: none"> IP68 For cable ø 8.6 to 16 mm
		<ul style="list-style-type: none"> IP66 For cable ø 8 to 14 mm

Media converter (active components)

MEERKAT™



SERBAL™




SHACK™








Ethernet Converter








NORTHWIRE® Cable



Series Description	Contact Configurations	Main Features
The LEMO MEERKAT™ is a triax to fibre media converter. The unit encodes the camera's triaxial signal and sends it to the OB van using SMPTE 311M cable.	<ul style="list-style-type: none"> Triaxial 50 or 75 Ω (see our Audio/Video connectors) Hybrid with: (see the 3K.93C series) <ul style="list-style-type: none"> 2 fibre optic contacts 2 signal contacts 2 power contacts and ground 	<ul style="list-style-type: none"> Digital encoding and transmission Works in a pair of units Lightweight and portable Immune to EMI CE certified No repeaters needed SD and HD models available
The LEMO SERBAL™ is a 4 channel multiplexer that makes HD/SDI to fibre conversion possible.	<ul style="list-style-type: none"> BNC connectors (4x) Hybrid with: (see the 3K.93C series) <ul style="list-style-type: none"> 2 fibre optic contacts 2 signal contacts 2 power contacts and ground 	<ul style="list-style-type: none"> Converts from coaxial BNC input transmission over standard 3K.93C cable assemblies Multiple transmission options available: 4 x Tx, 2 x Tx + 2 x Rx, 3 x Tx + 1 x Rx Audio/Data: passes pre-embedded Audio Supports all NRZI data formats from 10 Mb/s to 1.5 Gb/s Signal format: HD/SDI SMPTE 292M, SDI, DVB-ASI, 19.4 Mb/s SMPTE 310, 142-540 Mb/s SMPTE 259M, SDTI
The LEMO SHACK™ is a conversion unit from SMPTE cable to single mode optical fibres.	<ul style="list-style-type: none"> SC, ST, FC or LC fibre optic (single-mode) Hybrid with: (see the 3K.93C series) <ul style="list-style-type: none"> 2 fibre optic contacts 2 signal contacts 2 power contacts and ground 	<ul style="list-style-type: none"> SMPTE elimination unit For use in pre-fibred venues Lightweight and portable
The LEMO Ethernet to fibre media converter ensure reliable conversion in harsh environments.	<ul style="list-style-type: none"> Single mode fibre 	<ul style="list-style-type: none"> Push-Pull self-latching Temp. range -20°C to 85°C High shock and vibration resistance Reliable and secure Easy to deploy and operate LED indicators TX signal / RX signal / Power 10/100 BaseT ethernet Distance over 20 km
LEMO can supply a cable solution that meets your specific requirements, including special materials, personalized layout and cable assembly	<ul style="list-style-type: none"> Coaxial cable Triaxial cable Video cable Audio cable Multiconductor cable PTFE cable PUR cable PVC cable PE cable Silicone cable Special cable in Viton® Computer cable High voltage cable Special-combinations cable Hybrid cable Spiral cable Fibre optic cable Miniature cable Plastic optical fibre cable Basestation-cable CAT 5 / CAT 7 cable FLAT N ROUND-cable Cable assembly AWG 36 to 2 	<ul style="list-style-type: none"> IP68 For cable ø 2.6 to 10.5 mm

	Other		Underwater (deep sea)		
	1D Series	N Series	03 Series	V Series	W Series
					
Series Description	Self-latching connectors with 4 concentric contacts.	Remote handling self latching connectors suitable for operating in nuclear environments.	Screw coupling miniature underwater connectors suitable for pressure up to 60 bars.	Screw coupling underwater connectors with stepped inserts for alignment (of multipole version) suitable for pressure up to 30 bars.	Screw coupling underwater connectors with alignment key suitable for pressure up to 30 bars.
Contact Configurations	<ul style="list-style-type: none"> • Quadrax (4 concentric contacts) 	<ul style="list-style-type: none"> • Multipole 2 to 64 contacts • Coaxial 50 and 75 Ω • Triaxial 50 and 75 Ω • Thermocouple 2 to 6 contacts • Multi or mixed contacts with: <ul style="list-style-type: none"> Coaxial 1 to 14 contacts High voltage 1 to 21 contacts Fibre optic 1 to 14 contacts Fluidic 1 to 14 contacts 	<ul style="list-style-type: none"> • Multipole 2 to 4 contacts • Coaxial 50 Ω 	<ul style="list-style-type: none"> • Unipole • Coaxial 50 or 75 Ω • Multipole 2 to 48 contacts • Triaxial 50 or 75 Ω • Multi or mixed contacts with: <ul style="list-style-type: none"> Coaxial 1 to 4 contacts Thermocouple 	<ul style="list-style-type: none"> • Multipole 2 to 64 contacts • Multi or mixed contacts with: <ul style="list-style-type: none"> Coaxial 1 to 14 contacts Fluidic 1 to 14 contacts Fibre optic 1 to 14 contacts • Thermocouple 2 to 6 contacts • Fibre optic
Main Features	<ul style="list-style-type: none"> • Push-Pull self-latching • 8 colour coding • Over 7 shell styles • Temp. range -40°C to 120°C • Shielding: <ul style="list-style-type: none"> > 70dB at 10Mhz > 35dB at 1 Ghz • Solder contacts <p>• IP50 • For cable ø 3 to 7.5 mm</p>	<ul style="list-style-type: none"> • Push-Pull self-latching • 4 sizes • Special shell design for manipulator handling • Temp. range -55°C to 200°C • Stainless steel shell as a standard • Solder, crimp or print contacts • Resistance to 10⁶ Gray • EPDM glands <p>• IP66 • For cable ø 7.5 to 28.5 mm</p>	<ul style="list-style-type: none"> • Screw coupling • 2 keying options for multipole • Over 20 shell styles • Temp. range -55°C to 200°C • Shielding: <ul style="list-style-type: none"> > 100dB at 10Mhz > 80dB at 1 Ghz • Solder or crimp contacts • Rugged housing <p>• > IP68 • For cable ø 2.4 to 5 mm</p>	<ul style="list-style-type: none"> • Screw coupling • Multipole with stepped inserts • 6 sizes • Over 9 shell styles • Temp. range -20°C to 200°C • Shielding: <ul style="list-style-type: none"> > 95dB at 10Mhz > 80dB at 1 Ghz • Solder contacts • Rugged housing <p>• > IP68 • For cable ø 1 to 23.5 mm</p>	<ul style="list-style-type: none"> • Screw coupling • 4 keying options • 6 sizes • Over 9 shell styles • Temp. range -20°C to 200°C • Shielding: <ul style="list-style-type: none"> > 95dB at 10Mhz > 80dB at 1 Ghz • Solder or crimp contacts • Rugged housing <p>• > IP68 • For cable ø 1 to 23.5 mm</p>

DIN and CECC standards

	COELVER® 01 Series	COELVER® VAA Series	COELVER® SAA Series	COELVER® SBA Series	COELVER® TAA Series
					
Series Description	Self-latching Push-Pull fibre optic connector with alignment key.	Snap-on coaxial connector series MCX (CECC 22220-22221).	Screw, Push-Pull or snap-on coaxial connectors DIN 47297-C and CECC 22230. (1.0/2.3)	Snap-on connectors according to DIN 41626.	Screw, Push-Pull or snap-on connectors according to DIN 47295 and CECC 22240. (1.6/5.6)
Contact Configurations	<ul style="list-style-type: none"> • Fibre optic single channel 	<ul style="list-style-type: none"> • Coaxial 50 Ω 	<ul style="list-style-type: none"> • Coaxial 50 and 75 Ω 	<ul style="list-style-type: none"> • Coaxial 50 Ω 	<ul style="list-style-type: none"> • Coaxial 75 Ω
Main Features	<ul style="list-style-type: none"> • Push-pull self-latching • Fully floating ferrule 1.25mm • For singlemode and multimode fibres • Keying • Temp. range -40°C to 85°C <p>• IP50</p>	<ul style="list-style-type: none"> • Over 24 shell styles • Temp. range -55°C to 250°C • Solder, crimp or print contacts <p>• IP50</p>	<ul style="list-style-type: none"> • Over 56 shell styles • Temp. range -55°C to 250°C • Solder, crimp or print contacts <p>• IP50</p>	<ul style="list-style-type: none"> • Over 11 shell styles • Temp. range -50°C to 155°C • Crimp contacts <p>• IP50</p>	<ul style="list-style-type: none"> • Over 28 shell styles • Temp. range -55°C to 250°C • Solder, crimp or print contacts <p>• IP50</p>

Most popular LEMO series by market segment

Applications	Series																																					
	B	S	K	E	2C / 2G	L	F	M	H	T	R	REDEL® P	REDEL® SP	00 / 01	0A	Y	05	5G	REDEL® K/S	REDEL® D	3T	4A	4M	3K.93C	REDEL® T7	MEERKAT™	SERBAL™	SHACK™	Ethernet	1D	N	03	V	W	COELVER® 01	COELVER® DIN		
Aviation																																						
Automotive																																						
Audio / Video																																						
HDTV																																						
Communications																																						
Industrial Control																																						
Information Sys.																																						
Machine industry																																						
Medical																																						
Military																																						
Nuclear																																						
Petroleum																																						
Public Sector																																						
Research																																						
Robotics																																						
Test & Measur.																																						

Most frequently used in darker colour

Checklist to select the best connector solution

Contact type	Criteria						
Unipole / Multipole HV + Multi Coaxial + Multi Triaxial FO + Multi	cable diameter nb of contacts	Wire gauge, metal or plastic shell, contacts (solder, crimp, print)			models	Keying, environment (harsh, shock,...), vacuumtight	
		Max. test voltage, grounding needs				Conductor + dielectric ø, vacuumtight, max. operating voltages	
		Cable type (RG?), impedance (50, 75, 120 Ω), max. working frequency				Screening efficiency, vacuumtight	
		Cable type, impedance (50, 75 Ω), max. working frequency				Screening efficiency, vacuumtight	
		Fibre type (singlemode, multimode)				Fibre core & cladding, environment (harsh, shock, ...)	
Hybrid + Other specialities	low + high voltage		FO + low + high voltage	thermocouple	nuclear environment	screw thread coupling	custom design
	coaxial + low voltage		fluidic + low voltage	fluidic & pneumatic	non-magnetic shell	patch panels	
	triaxial + low voltage		thermocouple + low volt.	RF coaxial (12 Ghz)	hermaphroditic conn.	adapters	
	fibre optic + low voltage		quadrax	remote handling	rectangular connectors	cable assemblies	

Contact availability within connector series

Contact type	Series																																					
	B	S	K	E	2C / 2G	L	F	M	H	T	R	REDEL® P	REDEL® SP	00 / 01	0A	Y	05	5G	REDEL® K/S	REDEL® D	3T	4A	4M	3K.93C	REDEL® T7	MEERKAT™	SERBAL™	SHACK™	Ethernet	1D	N	03	V	W	COELVER® 01	COELVER® DIN		
Unipole																																						
Multipole																																						
Coaxial 50 Ω																																						
Coaxial 75 Ω																																						
Multi Coaxial																																						
Mixed Coax + LV																																						
Triaxial 50 Ω																																						
Triaxial 75 Ω																																						
Mixed Triax + LV																																						
Quadrax																																						
High Voltage																																						
Multi High Voltage																																						
Mixed HV + LV																																						
Fibre Optic																																						
Multi Fibre Optic																																						
Mixed FO + LV																																						
Thermocouple																																						
Fluidic																																						
Multi Fluidic																																						
Mixed Fluidic + LV																																						

Most frequently used in darker colour

LEMO HEADQUARTERS

SWITZERLAND

LEMO SA

Chemin des Champs-Courbes 28 - P.O. Box 194 - CH-1024 Ecublens
Tel. (+41 21) 695 16 00 - Fax (+41 21) 695 16 02 - e-mail: info@lemo.com

LEMO SUBSIDIARIES

AUSTRIA

LEMO Elektronik GesmbH

Lemböckgasse 49/E6-3
1230 Wien
Tel: (+43 1) 914 23 20 0
Fax: (+43 1) 914 23 20 11
sales@lemo.at

BRAZIL

LEMO Latin America Ltda

Av. José Rocha Bonfim,
214 Salas 224 / 225
Condomínio Praça Capital
Ed. Chicago
Campinas / SP - Brasil 13080-650
Tel: +55 (11) 98689 4736
info-la@lemo.com

CANADA

LEMO Canada Inc

44 East Beaver Creek Road, unit 20
Richmond Hill, Ontario L4B 1G8
Tel: (+1 905) 889 56 78
Fax: (+1 905) 889 49 70
info-canada@lemo.com

CHINA / HONG KONG

LEMO Electronics (Shanghai) Co., Ltd

First Floor, Block E,
18 Jindian Road, Pudong
Shanghai, China, 201206
Tel: (+86 21) 5899 7721
Fax: (+86 21) 5899 7727
cn.sales@lemo.com

DENMARK

LEMO Denmark A/S

Gammel Mosevej 46
2820 Gentofte
Tel: (+45) 45 20 44 00
Fax: (+45) 45 20 44 01
info-dk@lemo.com

FRANCE

LEMO France Sàrl

24/28 Avenue Graham Bell
Bâtiment Balthus 4
Bussy Saint Georges
77607 Marne la Vallée Cedex 3
Tel: (+33 1) 60 94 60 94
Fax: (+33 1) 60 94 60 90
info-fr@lemo.com

GERMANY

LEMO Elektronik GmbH

Hanns-Schwindt-Str. 6
81829 München
Tel: (+49 89) 42 77 03
Fax: (+49 89) 420 21 92
info@lemo.de

HUNGARY

REDEL Elektronika Kft

Nagysándor József u. 6-12
1201 Budapest
Tel: (+36 1) 421 47 10
Fax: (+36 1) 421 47 57
info-hu@lemo.com

ITALY

LEMO Italia srl

Viale Lunigiana 25
20125 Milano
Tel: (+39 02) 66 71 10 46
Fax: (+39 02) 66 71 10 66
sales.it@lemo.com

LEMO DISTRIBUTORS

AUSTRALIA, CHILE, CZECH REPUBLIC, GREECE, INDIA, ISRAEL,
NEW ZEALAND, PAKISTAN, POLAND, RUSSIA, SOUTH AFRICA,
SOUTH KOREA, TAIWAN, TURKEY, UKRAINE

www.lemo.com

JAPAN

LEMO Japan Ltd

2-7-22, Mita,
Minato-ku, Tokyo, 108-0073
Tel: (+81 3) 54 46 55 10
Fax: (+81 3) 54 46 55 11
lemoinfo@lemo.co.jp

NETHERLANDS / BELGIUM

LEMO Connectors Benelux

De Trompet 1060
1967 DA Heemskerk
Tel. (+31) 251 25 78 20
Fax (+31) 251 25 78 21
info@lemo.nl

NORWAY / ICELAND

LEMO Norway A/S

Stanseveien 6B
0975 Oslo
Tel: (+47) 22 91 70 40
Fax: (+47) 22 91 70 41
info-no@lemo.com

SINGAPORE

LEMO Asia Pte Ltd

4 Leng Kee Road,
#06-09 SiS Building
Singapore 159088
Tel: (+65) 6476 0672
Fax: (+65) 6474 0672
sg.sales@lemo.com

SPAIN / PORTUGAL

IBERLEMO SAU

Brasil, 45, 08402 Granollers
Barcelona
Tel: (+34 93) 860 44 20
Fax: (+34 93) 879 10 77
info-es@lemo.com

SWEDEN / FINLAND

LEMO Nordic AB

Mariehällsvägen 39A
168 65 Bromma
Tel: (+46 8) 635 60 60
Fax: (+46 8) 635 60 61
info-se@lemo.com

SWITZERLAND

LEMO Verkauf AG

Grundstrasse 22 B
6343 Rotkreuz
Tel: (+41 41) 790 49 40
Fax: (+41 41) 790 49 43
ch.sales@lemo.com

UNITED KINGDOM

LEMO UK Ltd

12-20 North Street
Worthing, West Sussex,
BN11 1DU
Tel: (+44 1903) 23 45 43
Fax: (+44 1903) 20 62 31
lemouk@lemo.com

USA

LEMO USA Inc

P.O. Box 2408
Rohnert Park, CA 94927-2408
Tel: (+1 707) 578 88 11
(+1 800) 444 53 66
Fax: (+1 707) 578 08 69
info-US@lemo.com