



An AI Hiring Chatbot that allows companies
to engage their talent where they're most active

It's Time to Engage Your Talent



Positive and engaging **candidate experience**,
reducing candidate dropout



Personalized communication with
thousands of candidates at once



Receive **data-driven analytics**
and optimize candidate retention



Send scheduled messages to thousands of candidates, with no hassle!

Conduct an initial
pre-screening, get critical
information



Send **reminders** and
follow-ups to interviews



Collect **feedback** from
your applicants



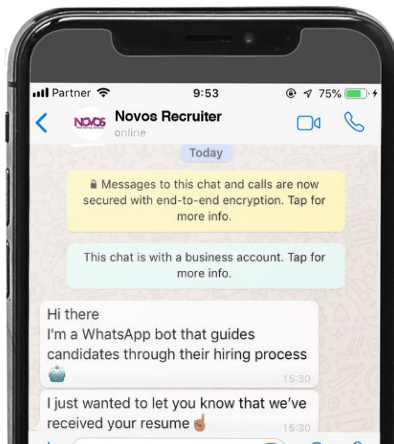


Pre-screening

Adding an additional screening step, filtering irrelevant candidates from the get go

Decide in advance which critical questions will be sent to the candidates, **narrow your recruitment funnel** and save

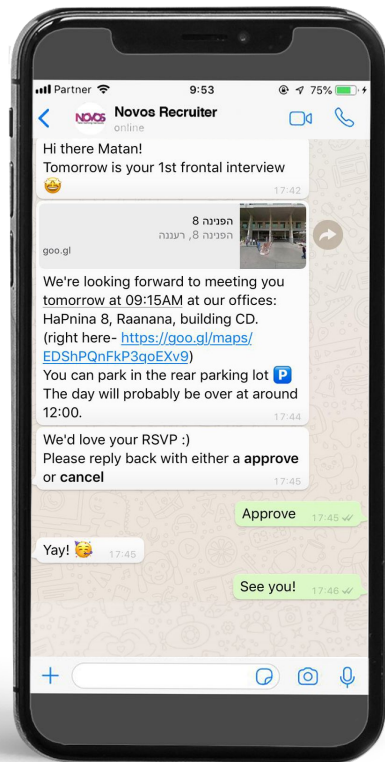
150+ monthly hours





Send interview reminders

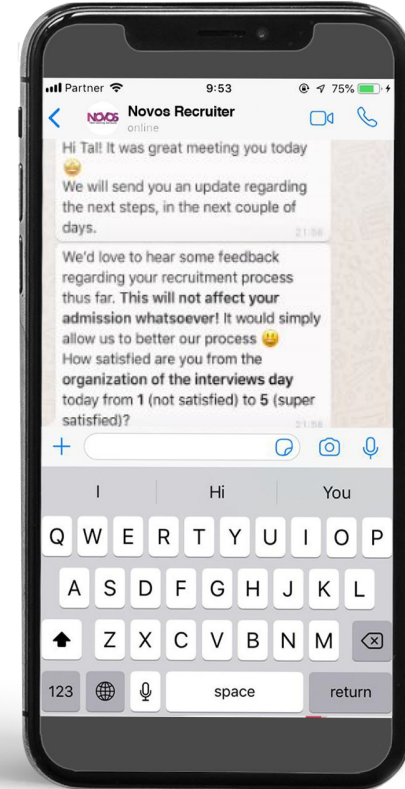
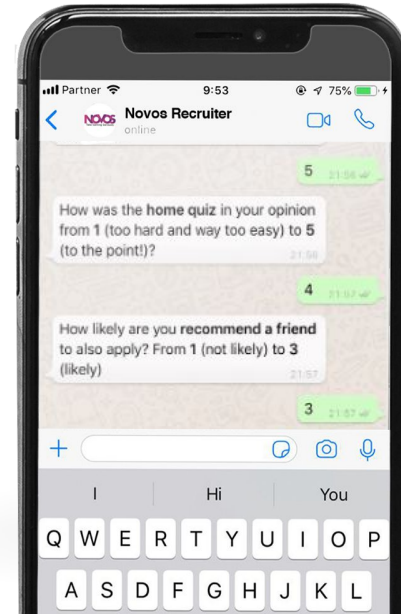
- Send automated interview **reminders**
- Include **RSVP** and prevent no-shows
- **Make it easy** for your candidates to locate your address





Collect feedback

- Ask your applicants for feedback and **gain insights** about your recruitment process
- Leave your applicants with the feeling you **appreciate their opinion**



ATS Integration

Seamless integration into the recruiters ATS

- No need to leave **your usual work space** in order to interact with your candidates
- All correspondence **remains documented** in the same sphere

Recruiters POV:

The screenshot displays a recruitment workflow interface. At the top, a green header reads "Recruiters POV:". Below it, a navigation bar includes tabs for "Coordination", "Sources", "Openings", "Workflow" (which is underlined), "Scorecard", and "Description". To the right of these tabs are icons for a user profile and settings. The main area shows a horizontal sequence of steps, each with a candidate's profile picture and a label: "Spetz / Pre-Screening", "CV Screen / Recruiter", "Phone Interview", "Home Quiz", "On-Site Interview", "Managem... Interview", and "Reference Check". A green arrow points to the "Spetz / Pre-Screening" step. Below this sequence, a dropdown menu is open for the "Spetz / Pre-Screening" step, showing options: "Pre-Screening" (highlighted), "Interview Reminder", "Interview Follow-Up", and "Feedback Session". A green arrow points to the "Pre-Screening" option in the dropdown. At the bottom right, there is a blue circular icon with a white speech bubble.

Join Great Companies

That are already changing the way they communicate with their applicants

Over **50k** candidates already contacted
And with more than **300k** messages sent

We managed to
maintain a

94%

Response rate



Quick and simple 3 steps integration

1

Product



Select which steps in the funnel
you'd like to automated



We'll generate a conversation
workflow

2

Integration




We integrate to your ATS and
relevant communication channels

3

Launch!



Improve **candidate experience**
from the get go
& **prevent candidates churn**



It's time to put the focus on
candidate experience

yam@spetz.online

[Contact me via WhatsApp](#)