

COL GRADE

Intended for furniture and edge glued panels, only side boards no pith

Thickness: 16 - 19 - 22 - 24 - 32 - 37 - 45 - 50mm

Width: 75 - 90 - 100 - 115 - 125 - 140 - 150 - 175 - 200mm

Length: 1600 and up

Tolerances: -0 / +3mm Thickness and Width
-0 / +20mm Length

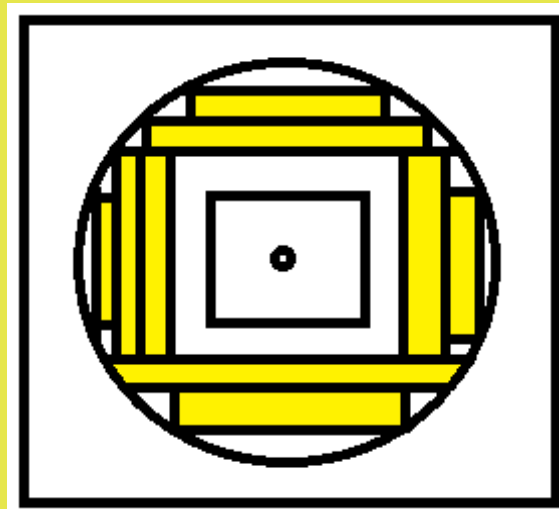
Moisture content: 8 to 12%, peak 14% KD

Only pencil wane accepted 5mm x 5mm x 200mm and restricted to max 10% of the pieces.

Blue stain not accepted

Pith not allowed

Birdseyes are only accepted when white.



COLPI GRADE

this grades is a mix of downgrade of the COL and lumber cutted closer to the center, accepts pith traces and birdseyes that did not pass our COL grade clasification

Thickness: 16 - 19 - 22 - 24 - 32 - 37 - 45 - 50mm

Width: 75 - 90 - 100 - 115 - 125 - 140 - 150 - 175 - 200mm

Lenght: 1600 and up

Tolerances: -0 / +3mm Thickness and Width
-0 / +20mm Lenght

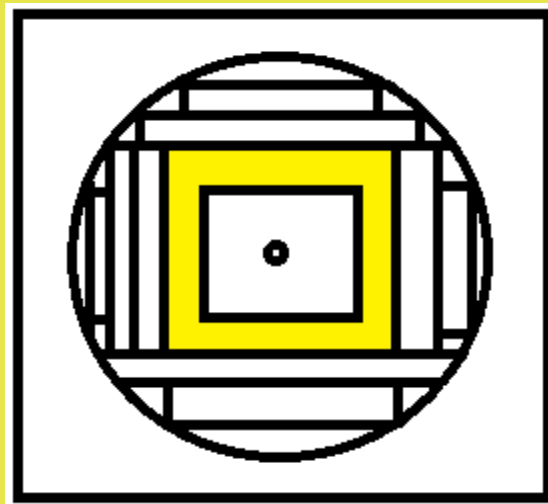
Moisture content: 8 to 12%, peak 14% KD

Only pencil wane accepted 5mm x 5mm x 200mm and restricted to max 10% of the pieces.

Blue stain not accepted, some pink lumber should be expected

Pith allowed as traces in 40% of the total pieces

Birdseyes are accepted when brown. Also pinholes are accepted



INDUSTRIAL OR PALLET GRADE

Intended usage is packaging , extensively used in export nations like Japan, Korea and Taiwan. Also used as building material. Consider only central/core lumber cuts.

Thickness: 11 - 13 - 15 - 18 - 22 - 40 - 45 - 55 - 75 - 100 mm

Width: 65 - 75 - 90 - 100 - 115 - 125 - 140 - 150 - 175 - 200mm

Cut to Length: 900 up

Long Lengths: 3200 - 3600 - 4000 - 4500 - 4800

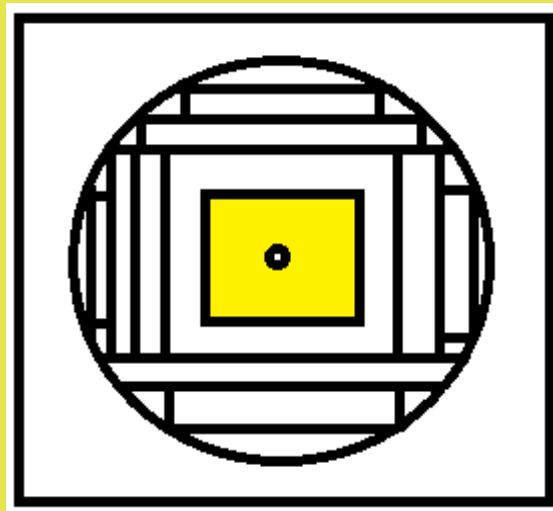
Tolerances: -0 / +3mm Thickness and Width

-0 / +20mm Length

Moisture content: 8 to 18%, when kiln dried or green with anti stain treatment

Blue stain not accepted

Pith allowed



MILL RUN GRADE

This grade consider the whole log cutted to the customer indication. Usually intended for building.

Thickness: 11 - 13 - 15 - 18 - 22 - 25 - 37 - 40 - 45 - 55 - 75 - 100 mm

Width: 65 - 75 - 90 - 100 - 115 - 125 - 140 - 150 - 175 - 200mm

Lenghts: 3200 - 3600 - 4000 - 4500 - 4800

Tolerances: -0 / +3mm Thickness and Width
-0 / +20mm Lenght

Moisture content: 8 to 18%, when kiln dried or green with anti stain treatment

Blue stain not accepted

Pith allowed

